

# ADVANCE 50



The Advance 50 spa, with room for five, is elegant, comfortable and provides a full massage to all areas of the body. Its meticulous design will bring a touch of distinction and elegance, whether installed indoors or outdoors.

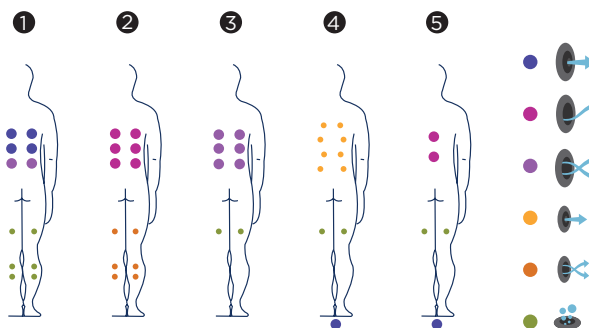
It has two ergonomic loungers so that users are comfortable and relaxed while they enjoy its massage circuits, which are provided by 39 power jets and 12 air nozzles.

**Positions:** 5 (3 / 2 )

**Measures:** 216 x 198 x 90



Optional:



5  
1



ref: 41909

## Technical specifications

Measures ( ±2cm)	216 x 198 x 90
Positions (seats/loungers)	5 (3 / 2)
Water capacity (l)	930
Weight (empty / full) (kg)	327 / 1.257

Cabinet coating	Graphite / Thunder / Walnut
Without cabinet	Optional
Acrylic colours	44 / 27 / 72 / 59 / 18 / 64

FEATURES	
Total massage points	<b>51</b>
High pressure micro-massage	12
Circular anti-stress massage	8
Circular drainage massage	2
Reflex foot massage	1
Neck massage	-
Intensive treatment lounger jets	12
Relax Impact System nozzles	12
Waterfall	2
Water fountains	2
Headrests	3
Digital Control Panel	•
Ultraviolet Treatment	•
Galvanised metal structure	•
ABS base	•
Energy Saving Cover	•
EcoSpa	Optional
Nordic Insulation System	Optional

FINISHES	
Colour Sense	5 LED + illuminated accessories
Pure Line Lighting	Optional
Bluetooth surround sound	Optional
Stainless steel nozzles	•
Woodermax Cabinet	•
Design Line	Optional
Stainless steel handrail	•
Aromatherapy	•
Easy Access Steps	-
Programmable WiFi Touch Panel	Optional
Flexible Massage	-

MESSAGE PUMPS	
Water massage	2 x 1.800 W / 2,5 HP
Relax Impact Pump	1.150 W

FILTRATION AND HEATING	
Recirculation pump	250 W
Water heater	3.000 W
Type of filter	Cartridge
High Performance Water Care	•

POWER SUPPLY	
Power requirement LOW AMP (W) / (A) to 230 V	5.200 W / 22,4 A
Voltage	230 V / 400 V III

### Shell finishes

#### Acrylic colors



44 White

27 Winter Solstice

72 Pearl Cameo



59 Sterling

18 Sand

64 Pearl Shadow

### Furniture finishes



Graphite

Thunder

Walnut

### Accessories



*WALNUT step  
(or GRAPHITE model)*



*Ideal accessory for taking off the spa cover  
without any effort at all.*



*Water care*

According to our policy of constant evolution, we reserve the right to modify the specifications in part or in whole without forewarning.

# ADVANCE 50



Le spa Advance 50 de 5 places possède une ligne élégante et confortable et propose un massage complet sur toutes les parties du corps. Son design soigné permet de l'installer dans tout type de décoration intérieure ou extérieure et apporte une touche de distinction et d'élégance.

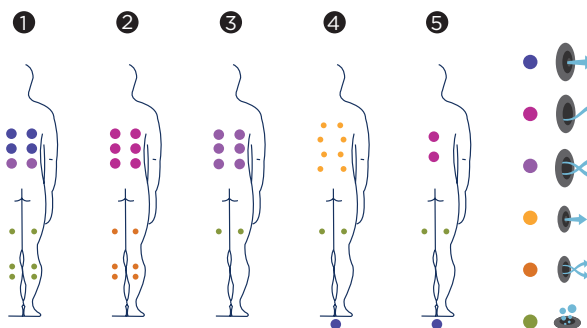
Il a deux positions allongées ergonomiques pour profiter d'un confort et d'une détente maximale pendant que l'utilisateur apprécie les circuits de massage, fournis ici par 39 jets puissants et 12 buses soufflantes.

**Positions:** 5 (3 / 2 )

**Dimensions:** 216 x 198 x 90



Optional:



**Caractéristiques techniques**

ref: 41909

Dimensions ( ±2cm)	216 x 198 x 90
Positions (assises / allongées)	5 (3 / 2)
Volume Eau (l)	930
Poids (vide / plein) (kg)	327 / 1.257

Type Revêtement Meuble Extérieur	Graphite / Chêne blanchi / Noyer
Sans habillage	Option
Couleurs Acrylique	44 / 27 / 72 / 59 / 18 / 64


PRESTATIONS	
Total Points de Massage	<b>51</b>
Micro Massage Localisé Pression	12
Massage Rotatif Anti-tension	8
Massage Rotatif Drainage	2
Massage Pieds Reflexo	1
Massage Cervical	-
Jets Chaise-Longue Intensive Treatment	12
Buses Relax Impact System	12
Cascades Eau	2
Sources Eau	2
Appuie-tête	3
Panneau de Commande Numérique	•
Ultraviolet Treatment UV	•
Structure Métal Galvanisé	•
Base ABS	•
Energy Saving Cover	•
EcoSpa	Option
Nordic Insulation System	Option

FINITIONS	
Colour Sense	5 LED + Accessoires éclairés
Pure Line Lighting	Option
Surround Bluetooth Audio	Option
Buses Inoxydable	•
Meuble Woodermax	•
Design Line	Option
Barre Inoxydable	•
Aromatherapy	•
Escalier Accès Easy Access	-
Touch Panel Programmable Wifi	Option
Flexible Massage	-

POMPES DE MASSAGE	
Massage d'eau	2 x 1.800 W / 2,5 CV
Relax Impact Pump	1.150 W

FILTRATION ET CHAUFFAGE	
Pompe de recirculation	250 W
Chauffage d'eau	3.000 W
Type de filtre	Cartouche
High Performance Water Care	•


COURANT ÉLECTRIQUE	
Puissance maximale LOW AMP (W) / (A) 230 V	5.200 W / 22,4 A
Tension	230 V / 400 V III

**Matériel des Spas****Couleurs Acrylique**

44 Blanc



27 Winter Solstice



72 Pearl Cameo



59 Sterling



18 Sand




64 Pearl Shadow

**Bois des Spas**

Graphite



Chêne blanchi



Noyer

**Accessories***Escalier NOYER  
(ou GRAPHITE modèle)**Accessoire idéal pour ramasser en toute  
commodité la couverture de votre Spa.**Kit de désinfection*

Dans le cadre de notre politique d'améliorations constantes, nous nous réservons le droit de modifier/d'amender nos spécifications n'importe quand et sans aucun préavis.

# ADVANCE 50



Der Spa Advance 50 mit fünf Plätzen weist eine elegante und komfortable Linienführung auf und ermöglicht eine komplette Ganzkörpermassage. Dank seinem eleganten Design kann er in jedem Innen- und Außenbereich aufgestellt werden und sorgt für eine vornehme und elegante Note.

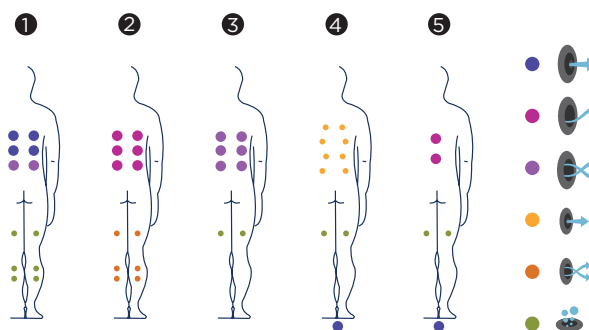
Auf zwei ergonomischen Liegen können Sie größten Komfort und Entspannung genießen, während Sie sich einem Massagezyklus unterziehen, in diesem Modell durch 39 kräftige Jets und 12 Luftinjektoren.

**Positionen:** 5 (3 / 2 )

**Dimensionen:** 216 x 198 x 90



Optional:



5  
1



ref: 41909

### Ausstattung

Dimensionen ( ±2cm)	216 x 198 x 90
Positionen (Sitze/Liege)	5 (3 / 2)
Wasservolumen (l)	930
Gewicht (leer/befüllt) (kg)	327 / 1.257

Verkleidungstyp Außenrahmen	Graphit / Thunder / Nussbaum
Metallrahmen	Option
Acrylfarben	44 / 27 / 72 / 59 / 18 / 64

LEISTUNGEN	
Massagepunkte gesamt	<b>51</b>
Örtliche Druck-Mikromassage	12
Kreisende spannungslösende Massage	8
Kreisende Drainage-Massage	2
Fußreflexmassage	1
Halswirbelmassage	-
Jets Liege intensive Behandlung	12
Düsen Relax Impact System	12
Wasserfälle	2
Wasserquellen	2
Kopfstützen	3
Digitales Bedienfeld	•
Ultraviolett Treatment UV	•
Verzinkter Metallrahmen	•
ABS-Platte	•
Thermoabdeckung	•
EcoSpa	Option
Nordic Insulation System	Option

AUSFÜHRUNGEN	
Colour Sense	5 LED + Beleuchtungszubehör
Pure Line Lighting	Option
Surround Bluetooth Audio	Option
Düsen Edelstahl	•
Rahmen Woodermax	•
Design Line	Option
Edelstahlstange	•
Aromatherapie	•
Zutrittsleiter Easy Access	-
Programmierbares Touch Panel Wifi	Option
Flexible Massage	-

MASSAGEPUMPEN	
Wassermassage / Jetpumpe	2 x 1.800 W / 2,5 HP
Relax Impact Pump / Gebläse	1.150 W

FILTER UND HEIZUNG	
Silent Pump / Umwälzpumpe	250 W
Wassrerhitzer	3.000 W
Filterung	Kartuschenfilter
Filtertyp	•

ELEKTRISCHE SPANNUNG	
Leistung Option niedrige Stromstärke (W) / (A) 230 V	5.200 W / 22,4 A
Stromspannung	230 V / 400 V III

### Ausführungstyp Becken

#### Acrylfarben



44 Weiß      27 Winter Solstice      72 Pearl Cameo



59 Sterling      18 Sand      64 Pearl Shadow

### Verkleidungstyp Außenrahmen



Graphit      Thunder      Nussbaum

### Zubehör



*Spa-Leiter NUSSBAUM  
(oder Woodermax GRAPHIT)*



*Ideales Zubehör zum bequemen Abnehmen  
der Spa-Abdeckung*



*Wasserpflege-Kit*

Im Rahmen unserer Bemühungen um ständige Verbesserungen behalten wir uns das Recht vor, ohne weitere Bekanntmachungen Änderungen an der Konstruktion und den technischen Daten vorzunehmen.

# ADVANCE 50



El spa Advance 50, de 5 plazas, mantiene una línea elegante y confortable, para un masaje completo de todas las zonas del cuerpo. Su cuidado diseño permite instalarlo en cualquier tipo de decoración interior o exterior, aportando un toque de distinción y elegancia.

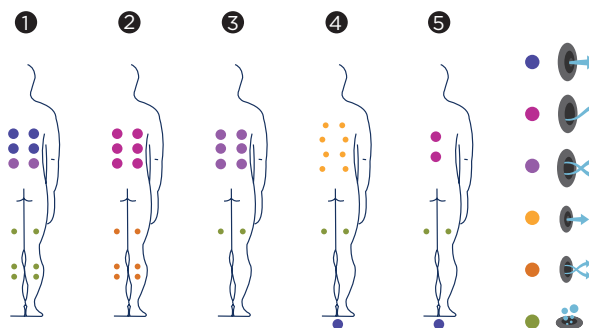
Tiene dos tumbonas ergonómicas para disfrutar del mayor confort y relajación mientras se disfruta de sus circuitos de masaje, esta vez proporcionados por 39 potentes jets y 12 inyectores de aire.

**Posiciones:** 5 (3 / 2

**Medidas:** 216 x 198 x 90



Opcional:



**Características técnicas**

ref: 41909

Medidas ( ±2cm)	216 x 198 x 90
Posiciones (sentado / tumbado)	5 (3 / 2)
Volumen Agua (l)	930
Peso (vacío / lleno) (kg)	327 / 1.257

Tipo Revestimiento Mueble Exterior	Grafito / Thunder / Nogal
Sin revestimiento	Optional
Colores Acrílico	44 / 27 / 72 / 59 / 18 / 64

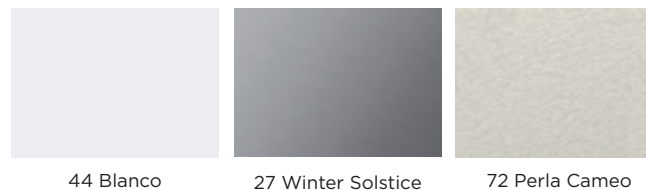
PRESTACIONES	
Total Puntos de Masaje	<b>51</b>
Micro Masaje Localizado Presión	12
Masaje Rotativo Antitensión	8
Masaje Rotativo Drenaje	2
Masaje Pies Reflexo	1
Masaje Cervical	-
Jets Tumbona Intensive Treatment	12
Boquillas Relax Impact System	12
Cascadas Agua	2
Fuentes Agua	2
Reposacabezas	3
Panel de Control Digital	•
Ultraviolet Treatment UV	•
Estructura Metálica Galvanizada	•
Base ABS	•
Energy Saving Cover	•
EcoSpa	Optional
Nordic Insulation System	Optional

ACABADOS	
Colour Sense	5 LED + illuminated accessories
Pure Line Lighting	Optional
Surround Bluetooth Audio	Optional
Jets/Boquillas Inoxidable	•
Mueble Woodermax	•
Design Line	Optional
Barra Inoxidable	•
Aromatherapy	•
Escalera Acceso Easy Access	-
Touch Panel Programable Wifi	Optional
Flexible Massage	-

BOMBAS DE MASAJE	
Masaje de agua	2 x 1.800 W / 2,5 CV
Relax Impact Pump	1.150 W

FILTRACIÓN Y CALEFACCIÓN	
Bomba de recirculación	250 W
Calentador de agua	3.000 W
Tipo de filtro	Cartridge
High Performance Water Care	•

CORRIENTE ELÉCTRICA	
Potencia requerida LOW AMP (W) / (A) a 230 V	5.200 W / 22,4 A
Voltaje	230 V / 400 V III

**Acabados Casco****Colores Acrílico**

44 Blanco

27 Winter Solstice

72 Perla Cameo



59 Sterling

18 Sand

64 Pearl Shadow

**Acabados Mueble**

Grafito

Thunder

Nogal

**AQUAVIA**  
S P A
**Accesorios**
*Escalera NOGAL  
(o modelo GRAFITO)*

*Accesorio ideal para recoger de  
forma cómoda la cubierta del spa*

*Kit de desinfección*

Como parte de nuestra política de mejoramiento continuo, nos reservamos el derecho de modificar el diseño y/o especificaciones sin previo aviso.



# ADVANCE 50



La spa Advance 50, a 5 posti, mantiene una linea elegante e comoda, per un massaggio completo di tutte le zone del corpo. Il suo design curato permette di installarla in qualsiasi tipo di ambiente interno o esterno, conferendo un tocco di distinzione ed eleganza.

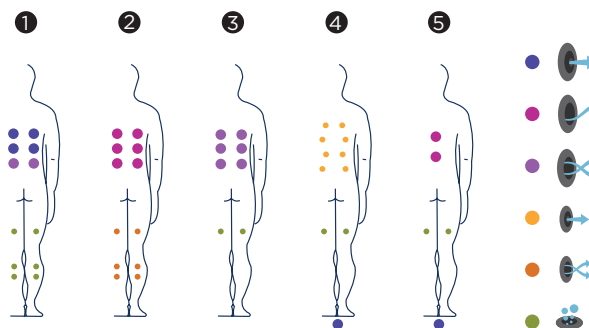
Dispone di due lettini ergonomici per godersi il massimo della comodità e del relax mentre si usufruisce di uno dei suoi circuiti di massaggio, in questo caso offerti da 39 potenti jet e 12 iniettori d'aria.

**Posizioni:** 5 (3 / 2 )

**Misure:** 216 x 198 x 90



Optional:





ref: 41909

## Caratteristiche

Misure ( ±2 cm)	216 x 198 x 90
Posizioni (seduto / sdraiato)	5 (3 / 2)
Volume acqua (l)	930
Peso (vuota/piena) (kg)	327 / 1.257

Tipo di rivestimento del mobile esterno	Grafite / Thunder / Noce
Senza rivestimento	Opzionale
Colori Acrilico	44 / 27 / 72 / 59 / 18 / 64

PRESTAZIONI	
Totale punti di massaggio	<b>51</b>
Micro massaggio localizzato a pressione	12
Massaggio rotativo antitensione	8
Massaggio rotativo drenante	2
Massaggio ai piedi Reflexo	1
Massaggio cervicale	-
Jet lettino Intensive Treatment	12
Bocchette Relax Impact System	12
Cascate d'acqua	2
Fontane d'acqua	2
Poggiatesta	3
Pannello di controllo digitale	•
Ultraviolet Treatment UV	•
Struttura metallica galvanizzata	•
Base ABS	•
Energy Saving Cover	•
EcoSpa	Opzionale
Nordic Insulation System	Opzionale

FINITURE	
Colour Sense	5 LED + Accessori illuminati
Pure Line Lighting	Opzionale
Surround Bluetooth Audio	Opzionale
Jet/Bocchette Inossidabile	•
Mobile Woodermax	•
Design Line	Opzionale
Barra inossidabile	•
Aromatherapy	•
Scala di accesso Easy Access	-
Touch Panel Programmabile Wi-Fi	Opzionale
Flexible Massage	-


POMPE DI MASSAGGIO	
Massaggio ad acqua	2 x 1.800 W / 2,5 CV
Relax Impact Pump	1.150 W

FILTRAGGIO E RISCALDAMENTO	
Pompa di ricircolo	250 W
Scaldaacqua	3.000 W
Tipo di filtro	Cartuccia
High Performance Water Care	•

CORRENTE ELETTRICA	
Potenza necessaria LOW AMP (W) / (A) a 230 V	5.200 W / 22,4 A
Tensione	230 V / 400 V III

### Materiale Vasca


### Colori superficie acrilica



44 Bianco



27 Winter Solstice



72 Perla Cameo



59 Sterling



18 Sand



64 Pearl Shadow


### Mobile in sintetico



Grafite



Thunder



Noce

### Accessori



*Escaletta NOCE  
(o GRAFITE)*



*Copertura con supporto metalico*



*Kit di disinfezione*

Fedeli alla nostra politica di continuo miglioramento, ci riserviamo il diritto di modificare il design e/o le specifiche senza preavviso.

# ADVANCE 50



De Advance 50-spa voor vijf personen is elegant en comfortabel en biedt een complete massage voor alle lichaamszones. Zijn uitgekiend design zorgt voor een elegante, klassevolle toets, zowel binnen als buiten.

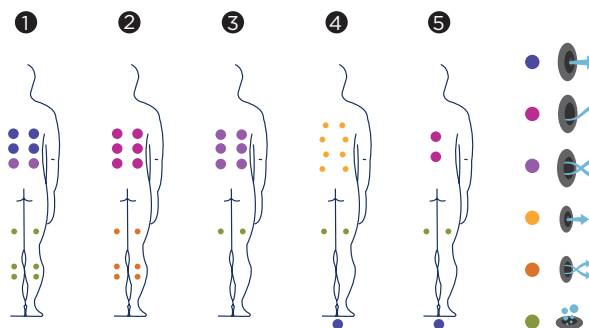
Hij biedt twee ergonomische ligplaatsen zodat gebruikers comfortabel en ontspannen kunnen genieten van de massagecircuits met 39 powerjets en 12 luchtinjectoren.

**Posities:** 5 (3 / 2 )

**Afmetingen:** 216 x 198 x 90



Optional:



**Technische eigenschappen**

ref: 41909

Afmetingen (± 2 cm)	216 x 198 x 90
Posities (zit-/ligplaatsen)	5 (3 / 2)
Watervolume (L)	930
Gewicht (leeg/vol) (kg)	327 / 1.257

Coating raamwerk	Grafiet / Thunder / Walnoot
Zonder raamwerk	Optioneel
Acrylkleuren	44 / 27 / 72 / 59 / 18 / 64


KENMERKEN	
Aantal massagepunten	<b>51</b>
Micromassage met hoge druk	12
Cirkelvormige anti-stressmassage	8
Cirkelvormige drainagemassage	2
Voetreflexmassage	1
Nekmassage	-
Ligplaatsjets voor intensieve behandeling	12
Relax Impact System-injectoren	12
Waternal	2
Waterfonteinen	2
Hoofsteunen	3
Digitaal bedieningspaneel	•
Ultraviolet behandeling	•
Structuur in gegalvaniseerd metaal	•
Basis in ABS	•
Energy Saving Cover	•
EcoSpa	Optioneel
Nordic Insulation System	Optioneel

AFWERKINGEN	
Colour Sense	5 LED + Verlichte accessoires
Pure Line Lighting	Optioneel
Surround Bluetooth Audio	Optioneel
Roestvrijstalen injectoren	•
Woodermax-raamwerk	•
Design Line	Optioneel
Roestvrijstalen stang	•
Aromatherapy	•
Easy Access-trapje	-
Programmeerbaar wifi-aanraakscherm	Optioneel
Flexible Massage	-

MASSAGEPOMPEN	
Watermassage	2 x 1.800 W / 2,5 PK
Relax Impact-pomp	1.150 W

FILTRATIE EN VERWARMING	
Recirculatiepomp	250 W
Waterboiler	3.000 W
Filtertype	Patroon
High Performance Water Care	•


STROOMTOEVOER	
Vereist vermogen LOW AMP (W) / (A) aan 230 V	5.200 W / 22,4 A
Spanning	230 V / 400 V III

**Afwerking****Acrylkleuren**

44 White



27 Winter Solstice




72 Pearl Cameo



59 Sterling



18 Sand




64 Pearl Shadow

**Coating raamwerk**

Grafiet



Thunder



Walnoot

**Accessoires***WALNOOT / GRAPHITE Spatrapje**Easy-off Spa Cover Lifter**Ideale kit voor het reinigen van uw spawater*

Overeenkomstig ons beleid van voortdurende ontwikkeling behouden wij ons het recht voor om de specificaties geheel of gedeeltelijk te wijzigen zonder voorafgaande kennisgeving.



# ADVANCE 50

AQUAVIA  
SPA



Advance 50, s prostorem pro pět, je elegantní, pohodlný a poskytuje plnou masáž všech částí těla. Jeho promyšlený design přináší nádech rozlišení a elegance, ať už je instalován uvnitř nebo venku.

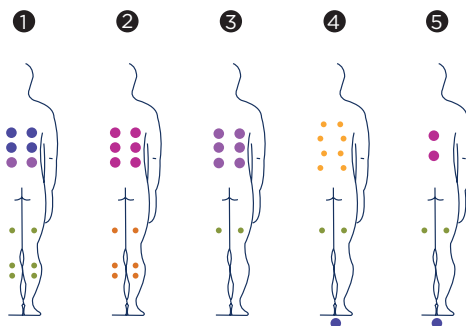
Má dvě ergonomická ležátka, takže uživatelé se cítí pohodlně a uvolněně, zatímco si mohou vychutnat jeho masážní obvody, což v tomto případě zajišťuje 37 hydromasážních a 12 vzduchových trysek.

**Pozice:** 5 (3  / 2 )

**Rozměry:** 216 x 198 x 90



Volitelné:





ref: 41909

## Technická Specifikace

Rozměry ( ±2cm)	216 x 198 x 90
Pozice (sedačky/lehátka)	5 (3 / 2)
Vodní Kapacita (l)	930
Váha (prázdna/plná) (kg)	327 / 1.257

Obložení	Graphite / Thunder / Walnut
Bez obložení	Volitelné
Barva Akrylu	44 / 27 / 72 / 59 / 18 / 64

VÝBAVA	
Celkový Počet Trysek	<b>51</b>
PŘÍMÉ TRYSKY	12
ANTISTRESOVÉ ROTAČNÍ	8
ROTAČNÍ TRYSKY	2
TRYSKY PRO MASÁŽ NOHOU	1
KRČNÍ TRYSKY	-
TRYSKY V LEHÁTKU	12
VZDUCHOVÉ TRYSKY	12
VODOPÁD	2
VODNÍ FONTÁNKA	2
Opěrky	3
Digitální Ovládací Panel	•
Uv Lampa	•
Pozinkovaná Konstrukce	•
Abs Zpodní Plát	•
Termokryt	•
Ecospa	Volitelné
Nordic Insulation System	Volitelné

DOPLNKOVÁ VÝBAVA	
Colour Sense	5 LED + Illuminated accessories
Podsvícení Obložení	Volitelné
Bluetooth Surround Systém	Volitelné
Nerezové Provedení	•
Woodermax Obložení	•
Design Line	Volitelné
Nerezové zábradlí	•
Aromatherapy	•
Přídavné Schůdky	-
Wi-Fi Dotykový Panel	Volitelné
Flexible Massage	-

MASÁŽNÍ ČERPADLA	
Vodní Čerpadlo	2 x 1.800 W / 2,5 PK
Vzduchové Čerpadlo	1.150 W

FILTRACE A OHŘEV	
Cirkulační Čerpadlo	250 W
Ohřev	3.000 W
Typ Filtru	Cartridge
High Performance Water Care	•

ELEKTRICKÉ PŘIPOJENÍ	
Příkon Low Amp (W) / (A) To 230 V	5.200 W / 22,4 A
Napájení	230 V / 400 V III

### Provedení Skořepiny

#### Barva Akrylu



44 White

27 Winter Solstice

72 Pearl Cameo



59 Sterling

18 Sand

64 Pearl Shadow

### Obložení



Graphite

Thunder

Walnut

### Doplňky



WALNUT / GRAPHITE Schody



Uspadní Zvedání A Manipulaci



Ideální sada pro údržbu vody ve vířivce

V souladu s naší politikou neustálého vývoje si vyhrazujeme právo změnit specifikace bez předchozího upozornění.